


CABLES OF OUR MANUFACTURE

SHEATHED CABLES FOR FIXED WIRING

GS IEC 60227-4, BS 6004

LIGHT POLYVINYL CHLORIDE SHEATHED CABLE



APPLICATION:

INDOOR AND OUTDOOR FIXED INSTALLATIONS

FLEXIBLE CABLES (CORDS)


GS IEC 60227-5, BS 6500

LIGHT POLYVINYL CHLORIDE SHEATHED CORD

ORDINARY POLYVINYL CHLORIDE SHEATHED CORD

HEAT RESISTANT LIGHT PVC-SHEATHED CORD FOR A MAXIMUM CONDUCTOR TEMPERATURE OF 90°C


HEAT RESISTANT ORDINARY PVC SHEATHED CORD FOR A MAXIMUM CONDUCTOR TEMPERATURE OF 90°C



APPLICATION:

DOMESTIC AND OFFICE INSTALLATIONS, EXTENSION CORDS

LIGHT DUTY INTERNAL WIRING FOR SMALL APPLIANCES, AIRCONDITIONERS





LIGHT POLYVINYL CHLORIDE SHEATHED CABLE

GS IEC 60227- 4, BS 6004



Rated Voltage: 300/500V
 Conductor: annealed plain copper conductor class 1&2, GS IEC 60228, BS 6360
 Insulation: PVC TI1 BS 7655; PVC/C GS IEC 60227-1
 Sheath: PVC TM1 BS 7655; PVC/ST4 GS IEC 60227-1
 Maximum conductor operating temperature in normal use: 70°C

Number and Nominal cross-sectional area of conductors	Class of conductor IEC 60228	Insulation thickness Specified value	Thickness of inner covering Approximate value	Thickness of sheath Specified value	Mean overall diameter		Minimum insulation resistance at 70°C
					Lower limit	Upper limit	
mm ²		mm	mm	mm	mm	mm	MΩ/km
1X1.5	1	0.7		0.8	4.2	4.8	0.011
1X1.5	2	0.7		0.8	4.3	4.9	0.010
1X2.5	1	0.8		0.8	4.8	5.5	0.010
1X2.5	2	0.8		0.8	4.9	5.6	0.009
1X4	1	0.8		0.9	5.4	6.2	0.085
1X4	2	0.8		0.9	5.6	6.4	0.0077
1X6	1	0.8		0.9	5.9	6.8	0.007
1X6	2	0.8		0.9	6.1	7	0.0065
1X10	2	1.0		0.9	7.4	8.5	0.0052
1X16	2	1.0		1.0	8.4	9.8	0.005
1X25	2	1.2		1.1	10.3	11.9	0.005
1X35	2	1.2		1.1	11.2	13.1	0.0044

FOR SIZES NOT SHOWN HERE, PLEASE CONTACT - info@tropicalcable.com



LIGHT POLYVINYL CHLORIDE SHEATHED CABLE

GS IEC 60227- 4, BS 6004 (CON'TD)



Number and Nominal cross-sectional area of conductors mm ²	Class of conductor IEC 60228	Insulation thickness Specified value mm	Thickness of inner covering Approximate value mm	Thickness of sheath Specified value mm	Mean overall diameter		Minimum insulation resistance at 70°C MΩ/km
					Lower limit mm	Upper limit mm	
2X1.5	1	0.7	0.4	1.2	7.6	10	0.011
2X1.5	2	0.7	0.4	1.2	7.8	10.5	0.010
2X2.5	1	0.8	0.4	1.2	8.6	11.5	0.010
2X2.5	2	0.8	0.4	1.2	9.0	12	0.009
2X4	1	0.8	0.4	1.2	9.6	12.5	0.0085
2X4	2	0.8	0.4	1.2	10.0	13	0.0077
2X6	1	0.8	0.4	1.2	10.5	13.5	0.007
2X6	2	0.8	0.4	1.2	11.0	14	0.0065
2X10	1	1.0	0.6	1.4	13.0	16.5	0.007
2X10	2	1.0	0.6	1.4	13.5	17.5	0.0065
2X16	2	1.0	0.6	1.4	15.5	20	0.0052
2X25	2	1.2	0.8	1.4	18.5	24	0.005
2X35	2	1.2	1.0	1.6	21.0	27.5	0.0044

FOR SIZES NOT SHOWN HERE, PLEASE CONTACT - info@tropicalcable.com



**LIGHT POLYVINYL CHLORIDE SHEATHED CABLE**

GS IEC 60227- 4, BS 6004 (CON'TD)



Number and Nominal cross-sectional area of conductors	Class of conductor IEC 60228	Insulation thickness Specified value	Thickness of inner covering Approximate value	Thickness of sheath Specified value	Mean overall diameter		Minimum insulation resistance at 70°C MΩ/km
					Lower limit	Upper limit	
mm ²		mm	mm	mm	mm	mm	
3X1.5	1	0.7	0.4	1.2	8	10.5	0.011
3X1.5	2	0.7	0.4	1.2	8.2	11	0.010
3X2.5	1	0.8	0.4	1.2	9.2	12	0.010
3X2.5	2	0.8	0.4	1.2	9.4	12.5	0.0090
3X4	1	0.8	0.4	1.2	10	13	0.0085
3X4	2	0.8	0.4	1.2	10.5	13.5	0.0077
3X6	1	0.8	0.4	1.4	11.5	14.5	0.0070
3X6	2	0.8	0.4	1.4	12.0	15.5	0.0065
3X10	1	1.0	0.6	1.4	14.0	17.5	0.0070
3X10	2	1.0	0.6	1.4	14.5	19.0	0.0065
3X16	2	1.0	0.8	1.4	16.5	21.5	0.0052
3X25	2	1.2	0.8	1.6	20.5	26.0	0.0050
3X35	2	1.2	1.0	1.6	22.0	29.0	0.0044

FOR SIZES NOT SHOWN HERE, PLEASE CONTACT - info@tropicalcable.com


LIGHT POLYVINYL CHLORIDE SHEATHED CABLE

GS IEC 60227- 4, BS 6004 (CON'TD)



Number and Nominal cross-sectional area of conductors	Class of conductor IEC 60228	Insulation thickness Specified value	Thickness of inner covering Approximate value	Thickness of sheath Specified value	Mean overall diameter		Minimum insulation resistance at 70°C MΩ/km
					Lower limit	Upper limit	
mm ²		mm	mm	mm	mm	mm	MΩ/km
4X1.5	1	0.7	0.4	1.2	8.6	11.5	0.011
4X1.5	2	0.7	0.4	1.2	9	12	0.010
4X2.5	1	0.8	0.4	1.2	10.0	13.0	0.010
4X2.5	2	0.8	0.4	1.2	10.0	13.5	0.0090
4X4	1	0.8	0.4	1.4	11.5	14.5	0.0085
4X4	2	0.8	0.4	1.4	12.0	15.0	0.0077
4X6	1	0.8	0.6	1.4	12.5	16.0	0.0070
4X6	2	0.8	0.6	1.4	13.0	17.0	0.0065
4X10	1	1.0	0.6	1.4	15.5	19.0	0.0070
4X10	2	1.0	0.6	1.4	16.0	20.5	0.0065
4X16	2	1.0	0.8	1.4	18.0	23.5	0.0052
4X25	2	1.2	1.0	1.6	22.5	28.5	0.0050
4X35	2	1.2	1.0	1.6	24.5	32.0	0.0044

FOR SIZES NOT SHOWN HERE, PLEASE CONTACT - info@tropicalcable.com



**LIGHT POLYVINYL CHLORIDE SHEATHED CABLE**

GS IEC 60227- 4, BS 6004 (CON'TD)



Number and Nominal cross-sectional area of conductors mm ²	Class of conductor IEC 60228	Insulation thickness Specified value mm	Thickness of inner covering Approximate value mm	Thickness of sheath Specified value mm	Mean overall diameter		Minimum insulation resistance at 70°C MΩ/km
					Lower limit	Upper limit	
					mm	mm	
5X1.5	1	0.7	0.4	1.2	9.4	12.0	0.011
5X1.5	2	0.7	0.4	1.2	9.8	12.5	0.010
5X2.5	1	0.8	0.4	1.2	11.0	14.0	0.010
5X2.5	2	0.8	0.4	1.2	11.0	14.5	0.009
5X4	1	0.8	0.6	1.4	12.5	16.0	0.0085
5X4	2	0.8	0.6	1.4	13.0	17.0	0.0077
5X6	1	0.8	0.6	1.4	13.5	17.5	0.0070
5X6	2	0.8	0.6	1.4	14.5	18.5	0.0065
5X10	1	1.0	0.6	1.4	17.0	21.0	0.0070
5X10	2	1.0	0.6	1.4	17.5	22.0	0.0065
5X16	2	1.0	0.8	1.6	20.5	26.0	0.0052
5X25	2	1.2	1.0	1.6	24.5	31.5	0.0050
5X35	2	1.2	1.2	1.6	27.0	35.0	0.0044

FOR SIZES NOT SHOWN HERE, PLEASE CONTACT - info@tropicalcable.com


LIGHT POLYVINYL CHLORIDE SHEATHED CORD

GS IEC 60227- 5, BS 6500

Rated Voltage:	300/300V
Conductor:	annealed plain copper conductor class 5, GS IEC 60228, BS 6360
Insulation:	PVC TI2 BS 7655; PVC/D GS IEC 60227-1
Sheath:	PVC TM2 BS 7655; PVC/ST5 GS IEC 60227-1
Maximum conductor operating temperature in normal use:	70°C

Number and Nominal cross-sectional area of conductors	Thickness of insulation Specified value	Thickness of sheath Specified value	Mean overall diameter		Minimum insulation resistance at 70°C
			Lower limit	Upper limit	
mm ²	mm	mm	mm	mm	MΩ/km
2 X 0.5	0.5	0.6	4.6 or 3x4.9	5.9 or 3.7x5.9	0.012
2 X 0.75	0.5	0.6	4.9 or 3.2x5.2	6.3 or 3.8x6.3	0.010
3 X 0.5	0.5	0.6	4.9	6.3	0.012
3 X 0.75	0.5	0.6	5.2	6.7	0.010

FOR SIZES NOT SHOWN HERE, PLEASE CONTACT - info@tropicalcable.com



**ORDINARY POLYVINYL CHLORIDE SHEATHED CORD**

GS IEC 60227- 5, BS 6500

Rated Voltage:	300/500V
Conductor:	annealed plain copper conductor class 5, GS IEC 60228, BS 6360
Insulation:	PVC TI2 BS 7655; PVC/D GS IEC 60227-1
Sheath:	PVC TM2 BS 7655; PVC/ST5 GS IEC 60227-1
Maximum conductor operating temperature in normal use:	70°C

Number and Nominal cross-sectional area of conductors	Thickness of insulation Specified value	Thickness of sheath Specified value	Mean overall diameter		Minimum insulation resistance at 70°C
			Lower limit	Upper limit	
mm ²	mm	mm	mm	mm	MΩ/km
2 X 0.75	0.6	0.8	5.7 or 3.7x6.0	7.2 or 4.5x7.2	0.011
2 X 1	0.6	0.8	5.9 or 3.9x6.2	7.5 or 4.7x7.5	0.010
2 X 1.5	0.7	0.8	6.8	8.6	0.010
2 X 2.5	0.8	1.0	8.4	10.6	0.009
3 X 0.75	0.6	0.8	6.0	7.6	0.011
3 X 1	0.6	0.8	6.3	8.0	0.010
3 X 1.5	0.7	0.9	7.4	9.4	0.010
3 X 2.5	0.8	1.1	9.2	11.4	0.009
4 X 0.75	0.6	0.8	6.6	8.3	0.011
4 X 1	0.6	0.9	7.1	9.0	0.010
4 X 1.5	0.7	1	8.4	10.5	0.010
4 X 2.5	0.8	1.1	10.1	12.5	0.009
5 X 0.75	0.6	0.9	7.4	9.3	0.011
5 X 1	0.6	0.9	7.8	9.8	0.010
5 X 1.5	0.7	1.1	9.3	11.6	0.010
5 X 2.5	0.8	1.2	11.2	13.9	0.009

FOR SIZES NOT SHOWN HERE, PLEASE CONTACT - info@tropicalcable.com




HEAT RESISTANT LIGHT PVC-SHEATHED CORD FOR A MAXIMUM CONDUCTOR TEMPERATURE OF 90°C

GS IEC 60227- 5, BS 6500

Rated Voltage:	300/300V
Conductor:	annealed plain copper conductor class 5, GS IEC 60228, BS 6360
Insulation:	PVC TI 3 BS 7655; PVC/E GS IEC 60227-1
Sheath:	PVC Type 9 BS 7655; PVC/ST10 GS IEC 60227-1
Maximum conductor operating temperature in normal use:	90°C

Number and Nominal cross-sectional area of conductors	Thickness of insulation Specified value	Thickness of sheath Specified value	Mean overall dimensions		Minimum insulation resistance at 90°C MΩ/km
			Lower limit	Upper limit	
mm ²	mm	mm	mm	mm	
2 X 0.5	0.5	0.6	4.6 or 3x4.9	5.9 or 3.7x5.9	0.012
2 X 0.75	0.5	0.6	4.9 or 3.2x5.2	6.3 or 3.8x6.3	0.010
3 X 0.5	0.5	0.6	4.9	6.3	0.012
3 X 0.75	0.5	0.6	5.2	6.7	0.010
3 X 1	0.6	0.8	6.3	8.0	0.010
3 X 1.5	0.7	0.9	7.4	9.4	0.010
3 X 2.5	0.8	1.1	9.2	11.4	0.009
4 X 0.75	0.6	0.8	6.6	8.3	0.011
4 X 1	0.6	0.9	7.1	9.0	0.010
4 X 1.5	0.7	1	8.4	10.5	0.010
4 X 2.5	0.8	1.1	10.1	12.5	0.009
5 X 0.75	0.6	0.9	7.4	9.3	0.011
5 X 1	0.6	0.9	7.8	9.8	0.010
5 X 1.5	0.7	1.1	9.3	11.6	0.010
5 X 2.5	0.8	1.2	11.2	13.9	0.009

FOR SIZES NOT SHOWN HERE, PLEASE CONTACT - info@tropicalcable.com



HEAT RESISTANT ORDINARY PVC SHEATHED CORD FOR A MAXIMUM CONDUCTOR TEMPERATURE OF 90°C

GS IEC 60227- 5, BS 6500

Rated Voltage:	300/500V
Conductor:	annealed plain copper conductor class 5, GS IEC 60228, BS 6360
Insulation:	PVC TI 3 BS 7655; PVC/E GS IEC 60227-1
Sheath:	PVC Type 9 BS 7655; PVC/ST10 GS IEC 60227-1
Maximum conductor operating temperature in normal use:	90°C

Number and Nominal cross-sectional area of conductors	Thickness of insulation Specified value	Thickness of sheath Specified value	Mean overall dimensions		Minimum insulation resistance at 90°C MΩ/km
			Lower limit	Upper limit	
mm ²	mm	mm	mm	mm	
2 X 0.75	0.6	0.8	5.7 or 3.7x6.0	7.2 or 4.5x7.2	0.011
2 X 1	0.6	0.8	5.9 or 3.9x6.2	7.5 or 4.7x7.5	0.010
2 X 1.5	0.7	0.8	6.8	8.6	0.010
2 X 2.5	0.8	1.0	8.4	10.6	0.009
3 X 0.75	0.6	0.8	6.0	7.6	0.011
3 X 1	0.6	0.8	6.3	8.0	0.010
3 X 1.5	0.7	0.9	7.4	9.4	0.010
3 X 2.5	0.8	1.1	9.2	11.4	0.009
4 X 0.75	0.6	0.8	6.6	8.3	0.011
4 X 1	0.6	0.9	7.1	9.0	0.010
4 X 1.5	0.7	1	8.4	10.5	0.010
4 X 2.5	0.8	1.1	10.1	12.5	0.009
5 X 0.75	0.6	0.9	7.4	9.3	0.011
5 X 1	0.6	0.9	7.8	9.8	0.010
5 X 1.5	0.7	1.1	9.3	11.6	0.010
5 X 2.5	0.8	1.2	11.2	13.9	0.009

FOR SIZES NOT SHOWN HERE, PLEASE CONTACT - info@tropicalcable.com

